



## Advances and trends of dairy production in Uruguay

### Effect of untreated and stabilized dairy effluent applications on soil fertility and associated health risks

Illarze G<sup>1</sup>; del Pino, A<sup>2</sup>; Azzíz, G<sup>1</sup>; Irisarri, P<sup>1</sup>

<sup>1</sup>Universidad de la República, Facultad de Agronomía, Departamento de Biología Vegetal, Montevideo, Uruguay

<sup>2</sup>Universidad de la República, Facultad de Agronomía, Departamento de Suelos y Aguas, Montevideo, Uruguay

#### Abstract

The intensification of dairy production in Uruguay generates increasing volumes of organic waste that are difficult to handle and may entail health risks. Irrigation with farm dairy effluents (DE) is a recommended agricultural practice to improve soil fertility. The objective of this work was to evaluate the effect of the application of raw (RDE) and two-lagoon stabilized effluents (LDE), urea fertilization, or non-amendment to *Festuca arundinacea* on soil and plant nutrient content, as well as pathogenic bacterial indicators and persistence of antimicrobial resistance genes. In a greenhouse trial, four seasonal applications were made with a total dose equivalent to 200 kg N ha<sup>-1</sup>. Soil Na content increased after DE applications. There was no increase in the nutrient content of tall fescue caused by DE applications. The persistence of *E. coli* was low but still detected in soil receiving RDE. Beta-lactam genes *bla*TEM and *bla*OXA were detected in both DE, being highest in LDE. However, they were not detected in the soil. DE applications demonstrated effects comparable to those of control and urea fertilization on tall fescue biomass and nutrient content, and slightly altered the soil's chemical status. LDE reduced pathogenic bacteria load to the soil, underlining the safety of its application.

**Keywords:** antibiotic resistance genes, dairy effluent application, plant biomass, pathogenic bacterial indicators, soil fertility

#### Editor

Pablo Chilibraste<sup>1</sup>  
Universidad de la República,  
Paysandú, Uruguay

Received 27 Apr 2023  
Accepted 20 Feb 2024  
Published 23 May 2024

#### Correspondence

Pilar Irisarri  
irisarri@fagro.edu.uy

### Efecto de la aplicación de efluentes de tambo crudos y estabilizados sobre la fertilidad del suelo y riesgos sanitarios asociados

#### Resumen

La intensificación de la producción lechera en Uruguay genera grandes volúmenes de residuos orgánicos de difícil manejo y con potenciales riesgos sanitarios. El riego con efluentes de tambo (DE) es una práctica recomendada para mejorar la fertilidad del suelo. Este estudio evaluó la aplicación de DE crudos (RDE) y estabilizados en dos lagunas (LDE) sobre *Festuca arundinacea*, comparado con la fertilización con urea y un control, sobre el contenido de nutrientes de suelo y planta, indicadores de bacterias patógenas y persistencia de genes de resistencia antimicrobiana. En un ensayo de invernadero se realizaron cuatro aplicaciones estacionales con una dosis total equivalente a 200 kg N ha<sup>-1</sup>. El contenido de





Na del suelo aumentó después de las aplicaciones. La aplicación de DE no aumentó el contenido de nutrientes de festuca. La persistencia de *E. coli* fue baja pero detectable con RDE. Los genes beta-lactámicos *bla*TEM y *bla*OXA, presentes en ambos DE, no se detectaron en el suelo. La aplicación de DE mostró efectos comparables a los del control y la urea sobre el contenido de nutrientes de la festuca y modificó levemente la química del suelo. LDE redujo la carga de bacterias patógenas, lo que subraya la seguridad de su aplicación.

**Palabras clave:** aplicación de efluentes de lechería, bacterias indicadoras de patogenicidad, fertilidad del suelo, genes de resistencia antimicrobiana, biomasa vegetal

## Efeito da aplicação de efluentes de tambo crus e estabilizados na fertilidade do solo e riscos sanitários associados

### Resumo

A intensificação da produção leiteira em Uruguai gera grandes volumes de resíduos orgânicos de difícil manejo e com potenciais riscos à saúde. A irrigação de efluentes de tambo (DE) é uma prática agrícola recomendada para melhorar a fertilidade do solo. O objetivo deste trabalho foi avaliar a aplicação em *Festuca arundinacea* de DE bruto (RDE) e estabilizada em dois lagoas (LDE) comparada à adubação com ureia sobre o teor de nutrientes do solo e planta, indicadores de bactérias patógenas e a persistência de alguns genes de resistência antimicrobiana. Em estufa, foram feitas quatro aplicações sazonais com dose total equivalente a 200 kg N há<sup>-1</sup>. O teor de Na do solo aumentou após as aplicações de DE. A aplicação de DE não aumentou o teor de nutrientes da festuca. A persistência de *E. coli* foi baixa, mas foi detectada com RDE. Os genes beta-lactâmicos *bla*TEM e *bla*OXA foram detectados em ambos os DE, mais em LDE, mas não foram detectados no solo. A aplicação de DE mostrou efeitos comparáveis aos do controle e da uréia no teor de nutrientes da festuca e modificou ligeiramente química do solo. LDE reduzem a carga de bactérias patógenas e destaca a segurança de sua aplicação.

**Palavras-chave:** aplicação de efluente leiteiro, bactérias indicadoras de patógenos, fertilidade do solo, genes de resistência antimicrobiana, biomassa vegetal

## 1. Introduction

In Uruguay, a large part of dairy production is carried out in small farms where the family develops most of the activities. These farmers need more investment capacity to install complex effluent handling systems, which include time-consuming management<sup>(1)(2)</sup>. In parallel, commercial fertilizers are applied to crops and pastures intended for animal feed. In this context, the productive use of effluents and their contribution to nutrients can play a crucial role in ensuring the sustainability of the dairy production system, avoiding environmental risks derived from inadequate management practices<sup>(1)(2)</sup>.

The effluents are generated during cleaning facilities (milking parlor, waiting, and feeding pens). Because a large volume of water is used (between 30 and 50 L/cow/day)<sup>(3)</sup>, the effluents have low concentrations of organic matter (OM) and nutrients<sup>(4)</sup>. However, since many of the nutrients are in readily available forms, effluent irrigation can meet the nutritional requirements of crops and pastures through repeated applications<sup>(5)(6)</sup>. It should also be noted that the effluents provide small amounts of secondary nutrients and micro-nutrients, which can contribute to the sustainability of the production system, replacing the exports made with products<sup>(7)</sup>.



One of Uruguay's most common effluent management systems consists of lagoon storage to be later used for irrigation. After washing the facilities, the effluents are generally channeled to a solids' retention system and then led to the pools or lagoons. Treatment systems with several lagoons were used in the past, the first being very deep for the anaerobic treatment of effluents. This treatment aimed to reduce the organic load of the effluents, which were discharged into watercourses. Direct discharge into watercourses is not allowed, lessening the need for treatment. Due to the high cost involved in constructing and maintaining large pools or lagoons, storage capacity is often limited, and, therefore, storage time is relatively short. It should be noticed, however, that a wide range of situations can be found, from applying effluents immediately after generation to storing effluents in lagoons that are removed after several months.

The characteristics of the storage system, especially the residence time, influence the biological processes and, therefore, the characteristics of the material that will be utilized for irrigation. While fresh effluents generally have higher OM contents, effluents stored for some time have undergone stabilization processes. During storage, the mineralization of the most labile fractions of organic substances occurs, releasing inorganic forms of the nutrients and decreasing carbon content<sup>(8)(9)</sup>. Indeed, it has been reported that by treating effluents in anaerobic lagoons, the pathogen load and the viability of weed seeds can be reduced, although with variable results, depending on the management<sup>(10)</sup>.

Due to its origin, with a significant manure component, dairy effluents carry many microorganisms, some of them pathogens. This represents a dissemination risk when crops and pastures are irrigated with effluents, especially those intended for direct grazing with lactating cows<sup>(11)</sup>. Generally, it is recommended to impose restrictions to observe a specific waiting time between applying effluents and grazing<sup>(12)</sup>. However, measurements of pathogen survival in the dairy production systems in Uruguay are scarce, and given the expected climate and soil influence, it is important to provide local assessments.

Bacterial resistance to antibiotics has also become a severe problem among pathogenic bacteria, which has led to an increased concern surrounding environmental risks and the potential spread of antibiotic resistance among microorganisms<sup>(13)</sup>. Resistance is typically common where antibiotics are heavily used. However, in Uruguay, the use of antibiotics as growth promoters for cattle is banned, and they are used in dairy farms mainly for mastitis cases<sup>(14)</sup>. Antibiotics are not completely metabolized in the body, and a significant fraction of the antibiotics administered to humans and animals are excreted unchanged (17-90%)<sup>(15)</sup>. Once an antibiotic is released into the environment, its behaviour and fate will be determined by its intrinsic properties, soil characteristics, and weather conditions.

Antibiotic resistance selection occurs among gastrointestinal bacteria, which are also excreted in manure and stored in lagoon systems. Although it is well known that dairy manure storage reduces pathogen number, it is unclear what effect storage treatments have on antibiotic resistance genes (ARGs) persistence in dairy effluents.

This work aimed to evaluate the effects of the application of untreated dairy effluents and a two-lagoon stabilized system to tall fescue in a greenhouse experiment examining the soil and plant biomass nutrient content, and the potential sanitary risks, by microbial measurements and the persistence of some ARGs.

## 2. Materials and methods

### 2.1 Experimental design

The greenhouse pot experiment was maintained for eight months. The soil was collected from the topsoil layer (0-15 cm depth) of a field in the Faculty of Agronomy (34°36'48" S, 56°12'54" W). The soil was a Mollisol

with 5.0%, 70.9%, and 24.1% of sand, silt, and clay, respectively. The soil pH was 6.4, and the exchangeable cation content was K 2.0, Ca 14.0, Mg 3.1, and Na 0.3 cmolc kg<sup>-1</sup>.

Pots containing 4 kg of homogenized soil were sown with *Festuca arundinacea* cv. Tacuabé (four plants per pot), which seeds were supplied by the National Seeds Institute (INASE). The experiment had a randomized block design with three replicates, according to Illarze<sup>(4)</sup>. The N fertilizer treatments included four applications to the soil at an equivalent rate of 50 kg N ha<sup>-1</sup>, i.e., 20 mg N kg of pot soil<sup>-1</sup> consisting of (1) two-lagoon stabilized dairy effluent (LDE), (2) raw dairy effluent (RDE), (3) synthetic nitrogen fertilizer (urea), and (4) a non-amended soil (control). All applications were performed in solution, adjusting the same final volume per pot, and the same amount of tap water (pH 6.9, electric conductivity (EC) 2 mS cm<sup>-1</sup>) was added to the control. The first application was at seeding. Consecutive fertilization/harvesting cycles of 45 days were performed three times, simulating the typical management of tall fescue forage cuts. The final cut was done two months after the last application of treatments. The tall fescue forage was cut manually at 5 cm height.

Dairy effluents were collected from the dairy farm of Centro Regional Sur from the Faculty of Agronomy, with geographic coordinates 34°36'47.83" S and 56°12'54.00" W. The collection of effluents and their characterization is described in Illarze<sup>(4)</sup>. Although variable in composition throughout the year, dairy effluents had a total solid content lower than 2% and suspended solids less than 1%. The organic carbon (OC) content of RDE was higher than that of LDE except in the January samples<sup>(4)</sup>. The RDE applied in the experiment presented an average pH of 8.0, 1325 mg L<sup>-1</sup> of total carbon, 371 mg L<sup>-1</sup> of total N, and 98 mg L<sup>-1</sup> of total ammoniacal N, and LDE had an average pH 8.4, 425 mg L<sup>-1</sup> of total carbon, 194 mg L<sup>-1</sup> of total N, and 63 mg L<sup>-1</sup> of total ammoniacal N.

The selected farm followed the usual production practices in the country and used beta-lactam antibiotic agents to treat bovine mastitis.

## 2.2 Chemical soil analysis

At the end of the experiment, after two months of the fourth application of DE, soil samples were collected from each pot, and chemical properties were determined. The soil was dried at 45 °C until a constant weight was reached. The total exchangeable bases, Ca, Mg, K, and Na, were extracted with ammonium acetate buffered at pH 7<sup>(16)</sup>. The K and Na were determined by atomic emission spectrometry, and Ca and Mg by absorption spectrometry. The available P content was determined by the Bray 1 method<sup>(17)</sup>.

## 2.3 Soil basal respiration

Soil samples were collected immediately after and at 7, 30, and 45 days from DE applications and stored at 5 °C before analysis.

The soil basal respiration was measured by titration according to Öhlinger<sup>(18)</sup> with slight modifications. 15 g of soil were incubated in a closed vessel for 10 days at 25 °C in the dark. The CO<sub>2</sub> was trapped in NaOH solution (0.25 M) and titrated against 0.1 HCl after freshly prepared saturated BaCl<sub>2</sub> (0.5 M) was added. The respiration rate was expressed as mg of CO<sub>2</sub> g<sup>-1</sup> dry soil d<sup>-1</sup>. Cumulative basal respiration until 45 days of each application date was calculated by adding all mg CO<sub>2</sub> g<sup>-1</sup> dry soil d<sup>-1</sup> mean values for each sampling date multiplied by the number of days between these dates.

## 2.4 Chemical analysis of tall fescue

The aboveground biomass obtained at the final herbage cut was dried at 65 °C for 48-72 h (until constant weight) and ground to pass through a 0.5-mm mesh. After that, the total N content was determined by the Kjeldahl method<sup>(19)</sup>. P, K, Ca, Mg, and Na were extracted with dilute HCl (20%) in samples calcined at 550 °C



for 5 h. The molybdenum blue method was used to determine the total P with ascorbic acid<sup>(20)</sup>. The Ca and Mg elements were determined by atomic absorption spectrometry, and K and Na by atomic emission spectrometry<sup>(21)</sup>.

## 2.5 Quantification of pathogenic bacterial indicators

Total coliforms and *E. coli* numbers were determined in DE by a ten-fold dilution series of 10 mL of effluent in 90 mL of 0.01 M phosphate buffer, followed by agitation for 30 min in an orbital shaker at 200 rpm. The diluted samples were plated in triplicate on 3M™ *E. coli*/ Coliform Petrifilm™. After incubation at 37 °C for 24 h, characteristic blue colonies were counted as *E. coli* and red as total coliforms (CFU/100 mL).

Total coliforms and *E. coli* numbers were determined in the soil immediately after DE application and 45 days after each application, and expressed as log<sub>10</sub> CFU g<sup>-1</sup> dry soil. For data analysis, the number of viable bacteria below the detection limit (10 CFU g<sup>-1</sup> soil) was set at 1 log CFU g<sup>-1</sup> dry soil. The *E. coli* and total coliforms survival results were calculated as C/Co values, where Co is the applied concentration in the irrigation solution and C is the concentration in the soil after 45 days of each application of dairy effluents.

## 2.6 DNA extraction and quantification of ARGs

Total DNA was extracted from the dairy effluents and soil samples using the Qiagen DNeasyPowerSoil Pro Kit (Qiagen, Carlsbad, CA, USA). For soil, 0.25 g samples were processed according to the manufacturer's instructions. In dairy effluent samples, 50 mL were centrifuged in 50 mL Falcon tubes at 10,000 × g for 10 min at room temperature to obtain pellets before bead beating.

The DNA concentration and purity were determined with NanoDrop® 2000c UV–vis spectrophotometry (Thermo Scientific, USA). The extracted DNA samples were stored at –20 °C before PCR amplification.

Three beta-lactam resistance genes (*bla*TEM, *bla*OXA, and *bla*SHV) were chosen to assess the presence of the genes in the samples and their quantification.

Primers for each gene were those published in Dallenne and others<sup>(22)</sup>. For *bla*TEM: forward primer 5'-CAT TTC CGT GTC GCC CTT ATT C-3' and reverse primer 5'- CGT TCA TCC ATA GTT GCC TGA C-3'; for *bla*OXA: forward primer 5'-GGC ACC AGA TTC AAC TTT CAA G-3' and reverse primer 5'-GAC CCC AAG TTT CCT GTA AGT G-3'; for *bla*SHV: forward primer 5'-AGC CGC TTG AGC AAA TTA AAC-3' and reverse primer 5'-ATC CCG CAG ATA AAT CAC CAC-3'.

Purified PCR products for each of the genes analyzed were used as templates for the calibration curves. The calibration curves consisted of five ten-fold dilutions of the template; each dilution point was amplified by triplicate. The DNA concentration of the templates was obtained by spectrofluorometry (QuBit™, ThermoFischer).

The qPCRs for each gene were run separately and not in a multiplex fashion. The Maxima SYBR Green qPCR Master Mix was used (ThermoFischer). The mix for each qPCR assay contained 2 µL of the extracted DNA and 10 mM of each primer. Runs were performed on a Rotor-Gene-Q Pure Detection machine manufactured by QIAGEN. The cycling conditions were an initial denaturing step of 10 minutes at 95 °C, followed by 40 cycles of 15 seconds at 95 °C, 20 seconds at 60 °C, and 20 seconds at 72 °C; the fluorescence was measured at the end of each cycle. A melting curve was performed at the end of the run beginning fluorescence measurement at 72 °C and incrementing 1 °C in each step until 95 °C.

## 2.7 Statistical analysis

One-way analysis of variance (ANOVA) followed by Fisher's least significant difference (LSD) test was used to examine the effects of treatments on the soil chemical composition, plant yield and nutrition, bacterial indicators, and the abundance of ARGs. Each parameter was tested for normality of distribution and variance homogeneity using Shapiro-Wilk's test and Levene's test, respectively. When transformed data, such as pH, was also not normal, it was analyzed using the non-parametric Krustal-Wallis test followed by a Wilcoxon Rank Sum test to determine significant differences between treatments.

Data were expressed as means  $\pm$  standard error. All statistical analyses were performed using Infostat<sup>(23)</sup>, and the significance level was considered at  $p < 0.05$ .

## 3. Results and discussion

### 3.1 Effect of DE applications on soil chemical properties and plant biomass and nutrition

In general, the soil application of organic amendments like DE increases its fertility, especially N, P, and K<sup>(24)(25)(26)(27)(28)</sup>. In this pot trial, with a N fertilization dose equivalent to an annual 200 kg N ha<sup>-1</sup>, the content of exchangeable cations, such as Na, K, and Mg, increased in the soil after LDE applications relative to the control (**Table 1**). Additionally, Na and NO<sub>3</sub>-N content increased in soil with RDE applications relative to the control soil (**Table 1**).

**Table 1.** Soil properties of fescue pots with four repeated applications of raw (RDE) or lagoon dairy effluent (LDE), urea or non-amended soil at the end of the experiment (mean  $n=3 \pm$  S.E). Different letters within a column indicate significant differences between treatments ( $p < 0.05$ )

Treat- ment	pH	OC%	NO <sub>3</sub> -N (mg kg <sup>-1</sup> )	NH <sub>4</sub> <sup>+</sup> -N (mg kg <sup>-1</sup> )	P-Bray1 (mg kg <sup>-1</sup> )	Ca <sup>++</sup> (cmol <sub>c</sub> kg <sup>-1</sup> )	Mg <sup>++</sup> (cmol <sub>c</sub> kg <sup>-1</sup> )	K <sup>+</sup> (cmol <sub>c</sub> kg <sup>-1</sup> )	Na <sup>+</sup> (cmol <sub>c</sub> kg <sup>-1</sup> )
Control	7.4 $\pm$ 0.4 b	3.0 $\pm$ 0.1	5.7 $\pm$ 0.1 a	11.8 $\pm$ 4.0	78.3 $\pm$ 4.1	14.2 $\pm$ 0.3	3.6 $\pm$ 0.1 a	1.5 $\pm$ 0.0 a	1.0 $\pm$ 0.0 a
Urea	7.0 $\pm$ 0.0 a	3.1 $\pm$ 0.1	7.5 $\pm$ 0.2 ab	15.5 $\pm$ 1.6	80.0 $\pm$ 3.5	14.4 $\pm$ 0.3	3.6 $\pm$ 0.0 ab	1.4 $\pm$ 0.0 a	1.1 $\pm$ 0.1 a
RDE	7.1 $\pm$ 0.2 ab	3.1 $\pm$ 0.1	8.7 $\pm$ 1.1 b	17.6 $\pm$ 1.4	77.5 $\pm$ 2.2	14.2 $\pm$ 0.2	3.6 $\pm$ 0.1 ab	1.5 $\pm$ 0.1 a	1.5 $\pm$ 0.0 b
LDE	7.1 $\pm$ 0.2 ab	3.0 $\pm$ 0.1	6.2 $\pm$ 0.3 a	15.4 $\pm$ 1.0	76.7 $\pm$ 9.8	13.8 $\pm$ 0.2	3.8 $\pm$ 0.0 b	1.8 $\pm$ 0.1 b	1.5 $\pm$ 0.1 b

High concentrations of K present a challenge in achieving an agronomic balance of nutrients when applying effluent to land<sup>(29)</sup>, potentially causing an imbalance in Mg and Ca in animals. A study on the land application of two types of DE demonstrated that both plant biomass and soil K levels increased under effluent treatments, as the amount of K applied in DE exceeded tall fescue maintenance requirements at rates above 100 kg N/ha/year<sup>(30)</sup>. The increase of K levels in soils after the addition of LDE may then pose a problem for land application; however, in the current case, the nutrient content in the plant biomass with applications of DE did not exceed that of the control or the urea treatments (**Table 2**). The grass stagger index ( $GSI = [K^+]/([Ca^{2+}] + [Mg^{2+}])$ ), used as an index of the nutritive quality of forage, was very low and never exceeded 2.2, pointed as the risk of hypomagnesemia<sup>(31)</sup>.

Long-term application of effluents may lead to the accumulation of exchangeable Na in the soil. Although monovalent cations are generally less strongly held on cation exchange sites than divalent ones and do not pose a risk to the receiving soil, a decrease in exchangeable Ca and Mg has been reported<sup>(31)</sup>. This effect cannot be detected in this pot trial but must be considered in the field.

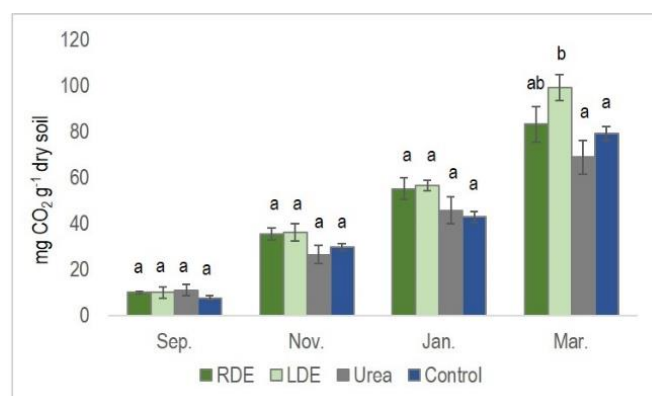




While this study focused on N, dairy manure also contained high levels of P, although the final soil P content was not modified by DE addition (**Table 1**). In this case, the high nutrient status of the soil used for this pot trial could have masked the effect of DE nutrient input on the soil.

Dairy effluents typically exhibit alkalinity, and numerous works indicate that effluent irrigation increases soil pH in acid soils<sup>(32)</sup>. In this study, the soil pH was close to neutrality, and the application of DE did not affect soil pH relative to the control soil (**Table 1**). Conversely, urea fertilization led to a decrease in soil pH. This acidification effect due to excessive use of synthetic N fertilizer has previously been reported<sup>(33)</sup>.

The percentage of OC input from RDE generally surpassed that from LDE<sup>(4)</sup>, and the application of DE contributes to a long-term increase in the soil OC content<sup>(32)</sup>. Even though our results did not reveal an increase in soil OC content (**Table 1**), the cumulative basal respiration at the last application of LDE was significantly higher. There was a similar tendency for RDE in the preceding two applications (**Figure 1**).



**Figure 1.** Cumulative basal respiration of soil with the application of raw dairy effluent (RDE) or lagoon dairy effluent (LDE), urea, and non-amended soil at the four-application events. Columns represent means  $\pm$  standard errors ( $n=3$ ). Columns with different letters indicate a significant difference between treatments on each sampling date ( $P<0.05$ )

The cumulative basal respiration of the soil, considering all four applications in the control and urea treatment, averaged less than 40 mg CO<sub>2</sub> g<sup>-1</sup> dry soil, whereas in the LDE and RDE treatments, it ranged from 46 to 50 mg CO<sub>2</sub> g<sup>-1</sup> dry soil. This finding aligns with Liu and others<sup>(34)</sup>, who reported that soil basal respiration with organic amendments like farmyard manure and green manure was higher than with NPK treatment.

Soil respiration, widely employed to quantify microbial activities in soil<sup>(35)(36)</sup>, generally exhibits a positive correlation with soil OM content<sup>(36)</sup>. In accordance, the application of these two DE in the same pot experiment showed an enhancement in microbial activity<sup>(4)</sup>.

The application of organic materials with a low dry matter content, as observed in our case, resulted in few measurable changes in soil properties in the short term<sup>(37)</sup> and may induce a priming effect, leading to the mineralization of native soil OM and the potential decrease of soil OC<sup>(38)</sup>. Therefore, the increase in soil basal respiration obtained in this study may be attributed to the priming effect induced by the OC input from DE.

The tall fescue yield at the fourth cut of the experiment was higher for RDE than for LDE application (**Table 2**). However, neither the N content of the plant biomass nor the N uptake after repeated applications of DE differed from urea fertilization or the control (**Table 2**). In this same pot trial, the authors of the present study verified that the repeated applications of these DE did not result in detectable changes in N uptake or yield (sum of four herbage cuts)<sup>(4)</sup>. Furthermore, this study evaluated the chemical composition of other crucial

macronutrients in plant biomass that showed similar levels between treatments. These findings once again highlight the basal nutrient status of the soil as the factor responsible for masking the effect of DE or urea fertilization on plant nutrient content and yield.

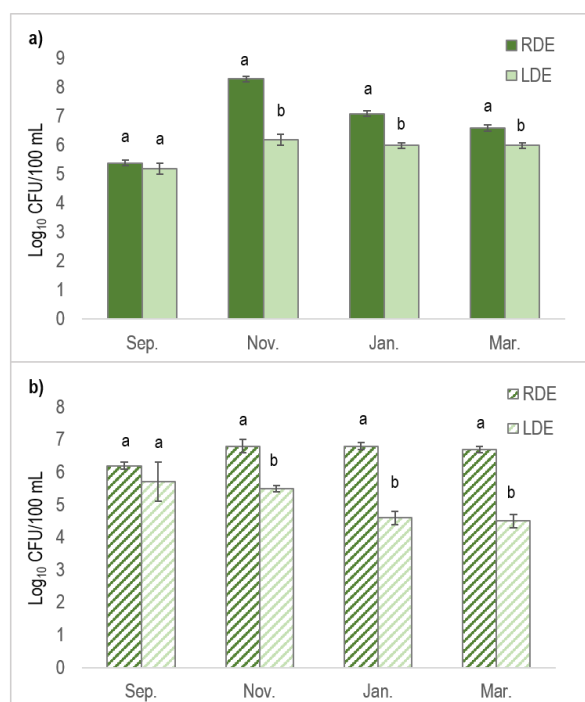
**Table 2.** Yield, N uptake and nutrient content of *F. arundinacea* grown in pots with application of raw (RDE) or lagoon dairy effluent (LDE), urea or non-amended soil (mean  $n=3 \pm S.E$ ), at the last forage cut. Different letters within a column indicate significant differences between treatments ( $p<0.05$ )

Treatment	Pasture yield (g DM pot <sup>-1</sup> )	N uptake (g pot <sup>-1</sup> )	N (g kg <sup>-1</sup> )	P (g kg <sup>-1</sup> )	Ca <sup>++</sup> (g kg <sup>-1</sup> )	Mg <sup>++</sup> (g kg <sup>-1</sup> )	K <sup>+</sup> (g kg <sup>-1</sup> )	Na <sup>+</sup> (g kg <sup>-1</sup> )
Control	17.3± 9.8 <b>ab</b>	0.35± 0.03	20.1± 1.9	3.6± 0.3	4.0± 0.0	3.8± 0.2	15.4± 1.1	1.9± 0.3
Urea	20.1± 2.2 <b>ab</b>	0.44± 0.07	21.9± 1.2	2.4± 0.4	3.4± 0.3	3.4± 0.2	17.6± 0.4	1.1± 0.1
RDE	20.8± 2.7 <b>b</b>	0.41± 0.01	19.7± 0.4	3.0± 0.2	3.7± 0.1	3.7± 0.2	20.3± 2.5	1.5± 0.4
LDE	16.8± 5.2 <b>a</b>	0.32± 0.03	19.1± 1.6	3.3± 0.2	3.9± 0.2	3.8± 0.1	17.1± 0.9	1.9± 0.2

### 3.2 Bacterial indicators of soils with DE applications

By determining the number of pathogenic bacterial indicators in DE and assessing the spread and survival in the soil, we aimed to estimate the health risks associated with the land disposal of DE.

Previous research has demonstrated that the number of fecal bacteria in manure slurries can be reduced through long-term storage<sup>(39)</sup>. Consistent with this, our current study revealed that the total coliforms and *E. coli* numbers were higher for RDE than for LDE, except for the September sampling date (Figure 2). The difference in total coliform number between both effluents reached its maximum in November (2.0E+08 vs 1.7E+06), and for *E. coli* in January and March (on average 3.5E+07 vs 2.0E+05). These results indicate a substantial removal of enteric bacterial pathogens through lagoon storage.



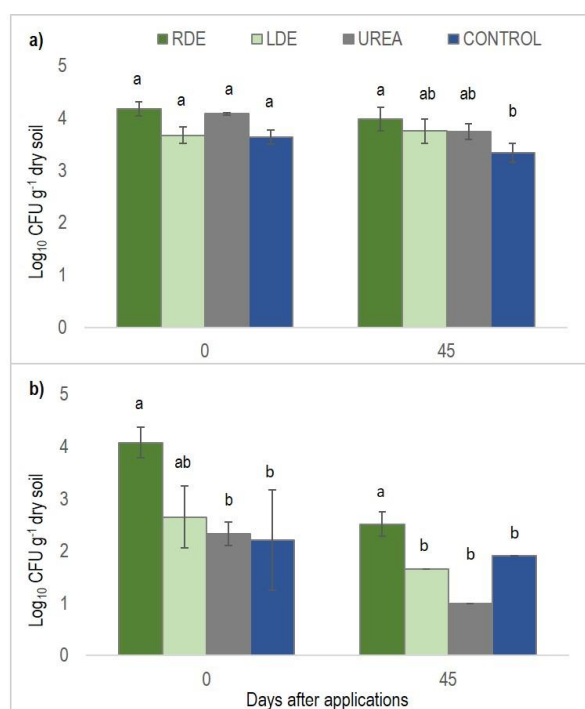
**Figure 2.** Numbers of total coliforms (a) and *E. coli* (b) in raw dairy effluent (RDE) or lagoon dairy effluent (LDE) at the four-sampling dates. Columns represent means  $\pm$  standard errors ( $n=3$ ). Columns with different letters indicate a significant difference between dairy effluent types at each sampling date ( $p<0.05$ )





The seasonal variability in the chemical composition of both DE has been reported in our previous work<sup>(4)</sup>. For the September sampling (end of the cool season), RDE did not differ from LDE in dry matter content and recorded lower total C than in the other sampling dates. This may account for the lack of differences in the number of photogenic bacterial indicators at that date.

Upon the application of DE to the soil, significantly higher *E. coli* numbers were accounted for RDE-treated soil compared to the control and urea treatments (**Figure 3**).



**Figure 3.** Average number of total coliforms (a) and *E. coli* (b) in soil with the application of raw dairy effluent (RDE) or lagoon dairy effluent (LDE), urea or control, immediately after and 45 days from applications. Columns represent means  $\pm$  standard errors (n=3). Columns with different letters indicate a significant difference between treatments for each day ( $P < 0.05$ )

After 45 days from its application, *E. coli* number decreased by nearly two orders of magnitude (from  $2.5 \times 10^4$  to  $2.3 \times 10^2$ ), yet it remained significantly higher than in the other treatments (**Figure 3**). On the other hand, the count of total coliforms did not rise at the time of DE applications and remained nearly constant after 45 days of applications. Nevertheless, soil treated with RDE had a significantly higher number of total coliforms than the control after 45 days of DE applications (**Figure 3**).

**Table 3** shows the survival of *E. coli* introduced with the effluents in the soil after 45 days of each application. *E. coli* was undetectable after repeated LDE applications but was counted in the pots treated with RDE. No differences were determined in the survival of total coliforms for both DE applications (**Table 3**). Several studies have indicated that coliforms can survive and proliferate in extraintestinal environments, and their role as indicators has been questioned<sup>(40)</sup>.



**Table 3.** Survival of *E. coli* and total coliforms in fescue pot soil with the application of raw (RDE) or lagoon dairy effluent (LDE) for each of the four applications. Ratio of number of pathogenic bacteria indicators after 45 days of application to number applied with effluents

Treatment/Application date	<i>E. coli</i>				Total coliforms			
	Sep.	Nov.	Jan.	Mar.	Sep.	Nov.	Jan.	Mar.
RDE	0.46	0	0.85	0.58	0.92	0.88	0.99	1
LDE	0.52	0	0	0	0.90	0.88	1.30	1.05

Results from a field lysimeter study showed that the land application of the treated effluent can lead to significant reductions in *E. coli* leaching compared with the untreated original DE<sup>(41)</sup>.

It has been established that dairy effluent application to soil generally promotes the numbers and survival of enteropathogenic bacteria<sup>(30)(42)</sup>. Our results suggest a low-level persistence of enteric bacteria following RDE application to the soil, indicating that more than 45 days are required for the complete elimination of indicator bacteria.

In Uruguay, a wait time after DE application of 21-30 days before grazing is recommended, and grazing is advised to be avoided with categories of less than 1-year-old and pre-calving cows<sup>(43)</sup>. The present results confirm the pertinence of this recommendation.

### 3.3 Occurrence of ARGs in DE and amended soil

The fate of ARGs spread after DE applications to soil was assessed by targeting three beta-lactam ARGs. Resistance to beta-lactam antibiotics is an increasing concern, and beta-lactamase production is the most common mechanism for this drug resistance<sup>(22)</sup>.

A growing number of cases of multidrug-resistant bacteria producing beta-lactamases have been reported in Uruguayan dairy farms<sup>(14)(44)(45)</sup>. Numerous studies have proved that DE serves as a source of ARGs and may play a key role in the dissemination to the soil<sup>(46)(47)(48)</sup>.

The presence of *bla*TEM and *bla*OXA was detected in at least one sampling date in RDE or LDE (Table 4), while *bla*SHV was not detected. However, neither of the beta-lactam ARGs could be later observed in the DE-amended soils at the end of the experiment (data not shown). These results indicate that DE applications did not lead to the dissemination of these ARGs in the soil. The decline over time following applications suggests that microbes possessing beta-lactam ARG had somewhat limited survival potential in the soil environment<sup>(46)</sup>, probably due to their lack of adaptation to the soil characteristics and the inhibition by soil indigenous bacteria<sup>(49)(50)</sup>.

**Table 4.** Abundance of *bla*TEM and *bla*OXA genes in raw (RDE) or lagoon dairy effluent (LDE) at four-sampling dates (mean  $n=3 \pm$  S.E)

Treatment/ Application date	<i>bla</i> TEM (Log <sub>10</sub> copies mL <sup>-1</sup> )				<i>bla</i> OXA (Log <sub>10</sub> copies mL <sup>-1</sup> )			
	Sep.	Nov.	Jan.	Mar.	Sep.	Nov.	Jan.	Mar.
RDE	n.d	3.00± 0.05	n.d	3.06± 0.13	n.d	3.21± 0.55	n.d	n.d
LDE	2.93± 0.09	1.98± 1.06	n.d	3.74± 0.12	2.05± 0.21	2.86± 1.11	n.d	n.d

n.d = not detected



In this study, the *bla*TEM gene was present in November and March in RDE samples, and in LDE it was also detected in September (**Table 4**). On average, the *bla*TEM abundance was  $3.5 \times 10^3$  and  $8.8 \times 10^2$  copies mL<sup>-1</sup> for LDE and RDE, respectively, with no significant differences. The *bla*OXA was only present in November in RDE samples, and its abundance was not significantly different from LDE. On average, the *bla*OXA abundance was  $1.6 \times 10^3$  and  $2.1 \times 10^3$  copies mL<sup>-1</sup> for LDE and RDE, respectively.

Neither of the beta-lactam ARGs was detected in the DE in January, the warmest sampling date (**Table 4**). According to these findings, Schages and others<sup>(51)</sup> reported a seasonal effect of ARG abundance in wastewater, with ARG abundance negatively correlated with warmer temperatures. Furthermore, the authors found that antibiotic-resistant bacteria were also more prevalent in the colder seasons.

The occurrence of both beta-lactam ARGs was more frequent in LDE than in RDE. This was expected, as the RDE sampling represents one day flush of the dairy barn floor, while the LDE sampling represents annual dairy effluents disposal, where excreted antibiotics can continue exerting selection pressure for antibiotic-resistant genes<sup>(52)</sup>. So, lagoon storage does not remove ARGs in this case, although qPCR does not provide information on the expression of these genes<sup>(53)</sup>.

Further studies are mandatory to determine the presence of other ARGs that confer resistance to other antibiotics used in the country to treat mastitis. However, our initial work is promising regarding the release of DE to pastures where the beta-lactam ARGs could not be detected.

## 4. Conclusions

No difference in tall fescue nutrient content was observed after DE application in this short-term pot trial performed with rich soil. Besides, DE application to the soil did not result in significant changes in soil nutrient content or pH. However, exchangeable cations increased after lagoon DE applications, while soil Na content was higher with both types of effluent applications.

There was a higher risk of pathogen bacterial indicators dissemination and survival in soil with the application of RDE than that with LDE, accounting for a role in this sense of lagoon storage.

Despite DE being a hotspot for the development of antimicrobial resistance, the fact that at least the ARGs evaluated were not detected in the soil underlines the importance of applying DE to a pasture avoiding their disposal to water.

## Acknowledgements

This research was funded by the CSIC-Udelar project (Comisión Sectorial de Investigación Científica, Universidad de la República) "Irrigation with dairy farm effluents: A microbiological perspective on soil fertility and environmental impact". G.I. was the recipient of a doctoral fellowship from CAP (Comisión Académica de Posgrado-Udelar). The authors thank Rebeca Gonnet, Jimena Arrarte, Ana Laura Rivero, and Yamila Figueroa for their help with sampling and laboratory assays.

## Transparency of data

Available data: The entire data set that supports the results of this study was published in the article itself.

## Author contribution statement

GI: Conceptualization; investigation; methodology; writing – original draft, review and editing.

AdP: Conceptualization; introduction; writing – review & editing.

GA: Methodology; review & editing.

PI: Conceptualization; writing – original draft, review and editing.

All authors have read and agreed to the published version of the manuscript.

## References

- (1) Herrero MA, Palhares JCP, Salazar FJ, Charlón V, Tieri MP, Pereyra AM. Dairy manure management perceptions and needs in South American countries. *Front Sustain Food Syst.* 2018;2:22. Doi: 10.3389/fsufs.2018.00022.
- (2) Fariña SR, Chilibróste P. Opportunities and challenges for the growth of milk production from pasture: the case of farm systems in Uruguay. *Agric Syst.* 2019;176:102631. Doi: 10.1016/j.agsy.2019.05.001.
- (3) Gutiérrez S, Cabrera N, Benítez A, Melani E. Reducing variability in estimating wastewater composition in dairy farms during milking operations. *Biosyst Eng.* 2009;103(4):497-503. Doi: 10.1016/j.biosystemseng.2009.06.004.
- (4) Illarze G, del Pino A, Rodríguez-Blanco A, Irisarri P. application of dairy effluents to pastures affects soil nitrogen dynamics and microbial activity. *Agronomy.* 2023;13(2):470. Doi: 10.3390/agronomy13020470.
- (5) La Manna A, Mieres J, Acosta Y, Torres I. Utilización de efluentes en tambos: resumen de Investigación. In: *Resultados experimentales en lechería.* Montevideo: INIA; 2004. p. 35-44.
- (6) Monaghan RM, Hedley MJ, Di HJ, McDowell RW, Cameron KC, Ledgard SF. Nutrient management in New Zealand pastures-recent developments and future issues. *N Z J Agric Res.* 2007;50(2):181-201. Doi: 10.1080/00288230709510290.
- (7) Prado J, Ribeiro H, Alvarenga P, Fangueiro D. A step towards the production of manure-based fertilizers: Disclosing the effects of animal species and slurry treatment on their nutrients content and availability. *J Clean Prod.* 2022;337:130369. Doi: 10.1016/j.jclepro.2022.130369.
- (8) Sukias JPS, Tanner CC, Davies-Colley RJ, Nagels JW, Wolters R. Algal abundance, organic matter, and physico-chemical characteristics of dairy farm facultative ponds: implications for treatment performance. *N Z J Agric Res.* 2001;44(4):279-96. Doi: 10.1080/00288233.2001.9513485.
- (9) Bolan NS, Laurenson S, Luo J, Sukias J. Integrated treatment of farm effluents in New Zealand's dairy operations. *Bioresour Technol.* 2009;100(22):5490-7. Doi: 10.1016/j.biortech.2009.03.004.
- (10) Monaghan RM, Houlbrooke DJ, Smith LC. The use of low-rate sprinkler application systems for applying farm dairy effluent land to reduce contaminant transfers. *N Z J Agric Res.* 2010;53(4):389-402. Doi: 10.1080/00288233.2010.505943.
- (11) Pachepsky YA, Sadeghi AM, Bradford SA, Shelton DR, Guber AK, Dao T. Transport and fate of manure-borne pathogens: modeling perspective. *Agric Water Manag.* 2006;86(1-2):81-92. Doi: 10.1016/j.agwat.2006.06.010.
- (12) Spiehs M, Goyal S. Best management practices for pathogen control in manure management systems. Minneapolis: University of Minnesota; 2007. 10p.



- (13) Helt CD, Weber KP, Legge RL, Slawson RM. Antibiotic resistance profiles of representative wetland bacteria and faecal indicators following ciprofloxacin exposure in lab-scale constructed mesocosms. *Ecol Eng.* 2012;39:113-22. Doi: 10.1016/j.ecoleng.2011.11.007.
- (14) Giannechini RE, Concha C, Riveroj R, Gil J, Moreno-Lopez J. Monitoreo de la resistencia de *Staphylococcus aureus* aislados en rodeos lecheros de la cuenca lechera tradicional de Uruguay. In: XXXIII jornadas Uruguayas de Buiatría. Paysandú: Centro Médico Veterinario de Paysandú; 2005. p. 205-7.
- (15) Carvalho IT, Santos L. Antibiotics in the aquatic environments: a review of the European scenario. *Environ Int.* 2016;94:736-57. Doi: 10.1016/j.envint.2016.06.025.
- (16) Thomas G. Exchangeable cations. In: Page AL, Miller RH, Keeney D, editors. *Methods of Soil Analysis: Part 2*. Madison: American Society of Agronomy; 1982. p. 159-65.
- (17) Bray RH, Kurtz LT. Determination of total, organic, and available forms of Phosphorus in soils. *Soil Sci.* 1945;59(1):39-46.
- (18) Öhlinger R. Soil respiration by tritration. In: Schinner F, Öhlinger R, Kandeler E, Margesin R, editors. *Methods in soil biology*. New York: Springer Berlin Heidelberg; 1996. p. 95-8.
- (19) Bremner JM, Mulvaney CS. Total nitrogen. In: Page AL, Miller RH, Keeney D, editors. *Methods of Soil Analysis: Part 2*. Madison: American Society of Agronomy; 1996. p. 595-624.
- (20) Murphy J, Riley JP. A modified single solution method for the determination of phosphate in natural waters. *Anal Chim Acta.* 1962;27(C):31-6.
- (21) Isaac RA, Kerber JD. Atomic absorption and flame photometry: techniques and uses in soil, plant, and water analysis. In: Walsh LM, editor. *Instrumental Methods for Analysis of Soils and Plant Tissue*. Madison: SSSA; 1971. p. 17-37.
- (22) Dallenne C, Da Costa A, Decré D, Favier C, Arlet G. Development of a set of multiplex PCR assays for the detection of genes encoding important beta-lactamases in Enterobacteriaceae. *J Antimicrob Chemother.* 2010;65(3):490-5. Doi: 10.1093/jac/dkp498.
- (23) Di Rienzo JA, Casanoves F, Balzarini MG, González L, Tablada M, Robledo YC. InfoStat. Versión 2020 [Internet]. Córdoba: Universidad Nacional de Córdoba; 2017 [cited 2024 Feb 22]. Available from: <http://www.infostat.com.ar>
- (24) Demanet R, Aguilera M, Mora M. Efecto de la aplicación de purines sobre el sistema suelo-planta. *Front Agrícola* [Internet]. 1999 [cited 2024 Feb 22];5:87-94. Available from: <https://repositorio.uchile.cl/handle/2250/121498>
- (25) Barkle GF, Stenger R, Singleton PL, Painter DJ. Effect of regular irrigation with dairy farm effluent on soil organic matter and soil microbial biomass. *Aust J Soil Res.* 2000;38(6):1087-97.
- (26) Hawke RM, Summers SA. Land application of farm dairy effluent: Results from a case study, wairarapa, New Zealand. *N Z J Agric Res.* 2003;46(4):339-46. Doi: 10.1071/SR99127.
- (27) Liu YY, Haynes RJ. Long-term irrigation with dairy factory wastewater influences soil quality. *World Academy of Science, Engineering and Technology.* 2010;4:524-8.
- (28) Saunders OE, Fortuna AM, Harrison JH, Whitefield E, Cogger CG, Kennedy AC, Bary AI. Comparison of Raw Dairy Manure Slurry and Anaerobically Digested Slurry as N Sources for Grass Forage Production. *Int J Agron.* 2012;2012:101074. Doi: 10.1155/2012/101074.
- (29) Fyfe J, Hagare D, Sivakumar M. Dairy shed effluent treatment and recycling: effluent characteristics and performance. *J Environ Manage.* 2016;180:133-46.
- (30) Roach CG, Longhurst RD, Ledgard SF. Land application of farm dairy effluent for sustainable dairy farming. *Proc New Zeal Grassl Assoc.* 2001;(63):53-7. Doi: 10.33584/jnzg.2001.63.2430.
- (31) Bolan NS, Horne DJ, Currie LD. Growth and chemical composition of legume-based pasture irrigated with dairy farm effluent. *N Z J Agric Res.* 2004;47(1):85-93. Doi: 10.1080/00288233.2004.9513574.



- (32) Hawke RM, Summers SA. Effects of land application of farm dairy effluent on soil properties: a literature review. *N Z J Agric Res.* 2006;49(3):307-20.
- (33) Goulding KWT. Soil acidification and the importance of liming agricultural soils with particular reference to the United Kingdom. *Soil Use Manag.* 2016;32(3):390-9.
- (34) Liu M, Hu F, Chen X, Huang Q, Jiao J, Zhang B, Li H. Organic amendments with reduced chemical fertilizer promote soil microbial development and nutrient availability in a subtropical paddy field: the influence of quantity, type and application time of organic amendments. *Appl Soil Ecol.* 2009;42(2):166-75.
- (35) Zibilske LM. Carbon mineralization. In: Weaver R, Angle S, Bottomley P, Bezdicek D, Smith S, Tabatabai A, Wollum A, editors. *Methods of Soil Analysis: Part 2 Microbiological and Biochemical Properties*. Madison: American Society of Agronomy; 1994. p. 835-63.
- (36) Alef K. Soil respiration. In: Alef K, Nannipieri P, editors. *Methods in Applied Soil Microbiology and Biochemistry*. Londres: Elsevier; 1995. p. 193-270.
- (37) Bhogal A, Nicholson FA, Rollett A, Taylor M, Litterick A, Whittingham MJ, Williams JR. Improvements in the quality of agricultural soils following organic material additions depend on both the quantity and quality of the materials applied. *Front Sustain Food Syst.* 2018;2:9. Doi: 10.3389/fsufs.2018.00009.
- (38) Coban H, Miltner A, Elling FJ, Hinrichs KU, Kästner M. The contribution of biogas residues to soil organic matter formation and CO<sub>2</sub> emissions in an arable soil. *Soil Biol Biochem.* 2015;86:108-15.
- (39) Avery LM, Killham K, Jones DL. Survival of *E. coli* O157: H7 in organic wastes destined for land application. *J Appl Microbiol.* 2005;98(4):814-22.
- (40) Jang J, Hur HG, Sadowsky MJ, Byappanahalli MN, Yan T, Ishii S. Environmental *Escherichia coli*: ecology and public health implications: a review. *J Appl Microbiol.* 2017;123(3):570-81.
- (41) Wang XM, Di HJ, Cameron KC, Li B. Effect of treated farm dairy effluent on *E. coli*, phosphorus and nitrogen leaching and greenhouse gas emissions: a field lysimeter study. *J Soils Sediments.* 2019;19(5):2303-12.
- (42) Manshadi FD, Karpiscak M, Gerba CP. Enteric bacterial contamination and survival on produce during irrigation with dairy wastewater in the field. *Water Reuse.* 2013;3(2):102-10. Doi: 10.2166/wrd.2013.161.
- (43) Correa C, Rezzano N, García F. Manual para la gestión ambiental de tambos [Internet]. Montevideo: LATU; 2016 [cited 2024 Feb 23]. 83p. Available from: <https://bit.ly/42RRurY>
- (44) Gianneechini RE, Concha C, Franklin A. Antimicrobial susceptibility of udder pathogens isolated from dairy herds in the west littoral region of Uruguay. *Acta Vet Scand.* 2002;43(1):31-41. Doi: 10.1186/1751-0147-43-31.
- (45) Gianneechini R, Concha C, Delucci I, Gil J, Salvarrey L, Rivero R. Mastitis bovina, reconocimiento de los patógenos y su resistencia antimicrobiana en la Cuenca Lechera del Sur de Uruguay. *Veterinaria (Montevideo).* 2014;50(196):4-32.
- (46) Nölvak H, Truu M, Kanger K, Tampere M, Espenberg M, Loit E, Raave H, Truu J. Inorganic and organic fertilizers impact the abundance and proportion of antibiotic resistance and integron-integrase genes in agricultural grassland soil. *Sci Total Environ.* 2016;562:678-89. Doi: 10.1016/j.scitotenv.2016.04.035.
- (47) Dungan RS, McKinney CW, Leytem AB. Tracking antibiotic resistance genes in soil irrigated with dairy wastewater. *Sci Total Environ.* 2018;635:1477-83. Ddoi: 10.1016/j.scitotenv.2018.04.020.
- (48) McKinney CW, Dungan RS, Moore A, Leytem AB. Occurrence and abundance of antibiotic resistance genes in agricultural soil receiving dairy manure. *FEMS Microbiol Ecol.* 2018;94(3). Doi: 10.1093/femsec/fiy010.
- (49) Chen QL, An XL, Li H, Zhu YG, Su JQ, Cui L. Do manure-borne or indigenous soil microorganisms influence the spread of antibiotic resistance genes in manured soil? *Soil Biol Biochem.* 2017;114:229-37.
- (50) Liu P, Jia S, He X, Zhang X, Ye L. Different impacts of manure and chemical fertilizers on bacterial community structure and antibiotic resistance genes in arable soils. *Chemosphere.* 2017;188:455-64. Doi: 10.1016/j.chemosphere.2017.08.162.





- (51) Schages L, Wichern F, Kalscheuer R, Bockmühl D. Winter is coming - Impact of temperature on the variation of beta-lactamase and mcr genes in a wastewater treatment plant. *Sci Total Environ.* 2020;712:136499. Doi: 10.1016/j.scitotenv.2020.136499.
- (52) Peak N, Knapp CW, Yang RK, Hanfelt MM, Smith MS, Aga DS, Graham DW. Abundance of six tetracycline resistance genes in wastewater lagoons at cattle feedlots with different antibiotic use strategies. *Environ Microbiol.* 2007;9(1):143-51. Doi: 10.1111/j.1462-2920.2006.01123.x.
- (53) Fortunato G, Vaz-Moreira I, Becerra-Castro C, Nunes OC, Manaia CM. A rationale for the high limits of quantification of antibiotic resistance genes in soil. *Environ Pollut.* 2018;243(Pt B):1696-703. Doi: 10.1016/j.envpol.2018.09.128.