

Title Evolution of food insecurity (INSAN) in households of Montevideo during 2014-2016

Authors Fajardo; G1. Cauci; A1. Muniz; F1. Piñeyro; C1. Britz; M1.

1. Departamento de Nutrición Poblacional. Escuela de Nutrición. Universidad de la República - Uruguay.

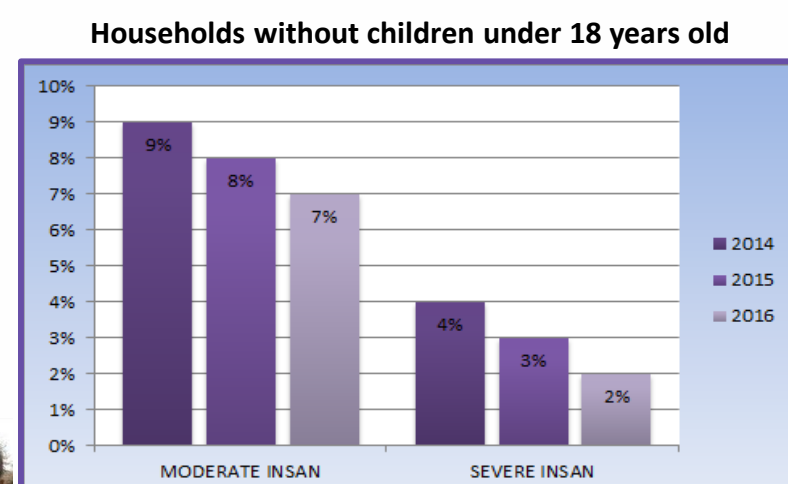
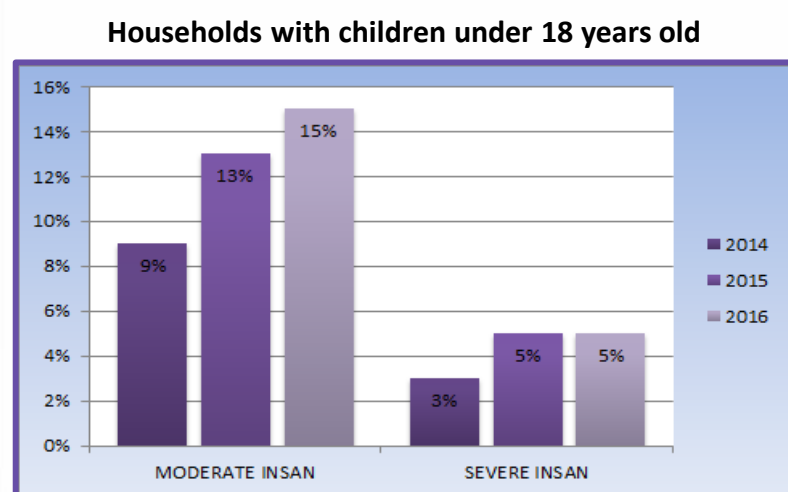
Background and Objectives:

Information regarding the distribution of food insecurity in the population and the location of those most affected can contribute to building political to counteract this phenomenon. Applying the Latin American and Caribbean Food Security Scale (ELCSA) complements the data from other indicators by including dimensions that underlie different issues that are affected against INSAN situations. The aim of the study was analyze in households of Montevideo the evolution of INSAN during 2014-2016.

Methods:

Descriptive study, non-probabilistic annual sample of 1,500 households. The households were grouped in three zones: east, center and west according the Ministry of Social Development proposal. The ELCSA, which measures INSAN based on household experience, was applied.

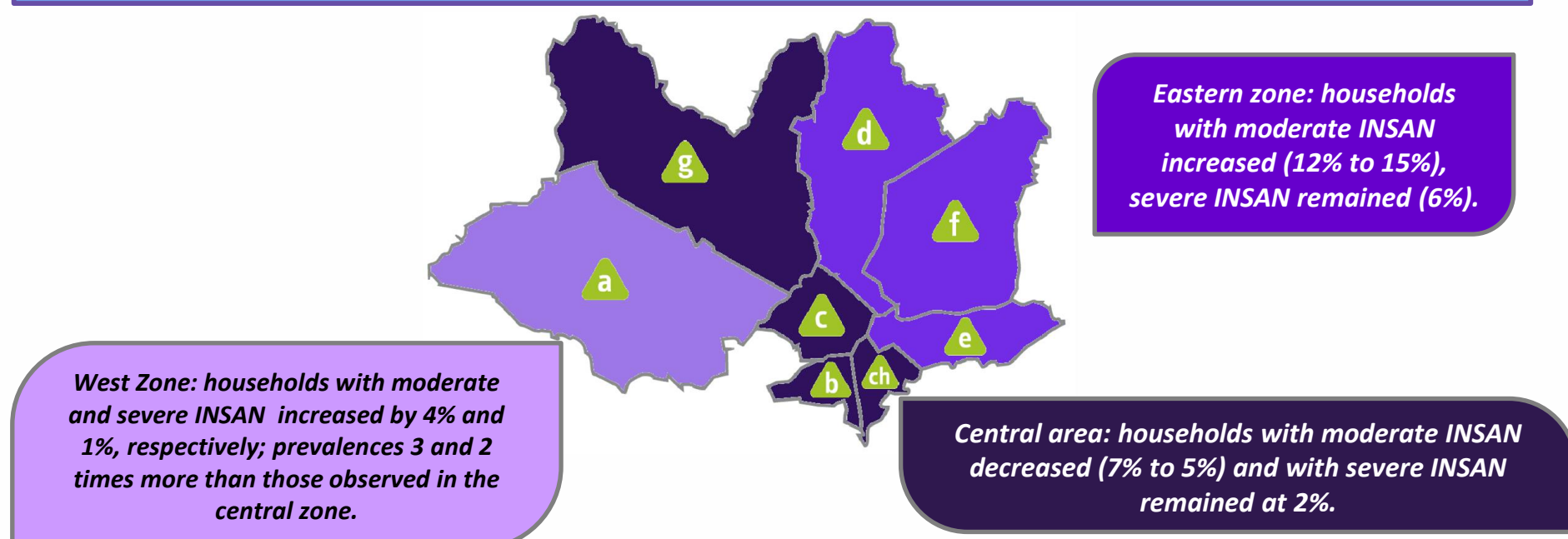
Results:



This results reaffirms poverty in childhood in Uruguay.



The INSAN situation in households was maintained during this period, 9% -10% INSAN moderate, 4% -3% INSAN severe but the analysis by zone identified that:



The three most commonly cited reasons for INSAN moderate households were :

- 📍 "to stop having a healthy diet"
- 📍 "unvaried diet"
- 📍 "concern that they would run out of food"

In INSAN severe households was added

- 📍 "having eaten less than they should"

Conclusions:

The quantity and quality of food are presented as underlying dimensions in the INSAN households studied.

Keywords: Food Insecurity, households, ELCSA

Conflict of interest: The authors declare no conflict of interest.